



2135842005

Order no. P000 0141 13 Part no. 213 584 20 05
Edition D-2017



Service information

Mercedes-Benz




Symbols


Registered trademarks:


- AdBlue® is a registered trademark of the German Association of the Automotive Industry (VDA).

You will find the following symbols in this Maintenance Booklet:

 **DANGER** Danger due to not observing the warning notices


Warning notices draw your attention to hazards that may endanger your health or life, or the health or life of others.

 Please observe the warning notices in this manual.

 **ENVIRONMENTAL NOTE** Environmental damage due to failure to observe environmental notes


Environmental notes include information on environmentally responsible behavior or environmentally responsible disposal.

 Observe environmental notes.

 **NOTE** Damage to property due to failure to observe notes on material damage

Notes on material damage inform you of risks which may lead to your vehicle being damaged.

 Observe notes on material damage.

 Useful instructions or further information that could be helpful to you.

(→ page) Further information on a topic

Publication details

Internet

Further information about Mercedes-Benz vehicles and about Daimler can be found on the following websites:

<http://www.mercedes-benz.ca>

Editorial office

You are welcome to forward any queries or suggestions you may have regarding this Maintenance Booklet to the technical documentation team at the following address:

Daimler AG, HPC: CAC, Customer Service,
D-70546 Stuttgart, Germany

®Daimler AG: Not to be reprinted, translated or otherwise reproduced, in whole or in part, without written permission of Daimler AG.

Vehicle manufacturer

Daimler AG
Mercedesstraße 137
70327 Stuttgart
Germany

As at 20.06.2016

Welcome to the world of Mercedes-Benz

Thank you for choosing Mercedes-Benz. With ownership of a Mercedes-Benz comes our promise to support you whenever and wherever necessary. We look forward to assisting you with our world-wide service network, our products, service and warranties for the duration of your vehicle's service life.

Please read this Maintenance Booklet and the Operator's Manual carefully to ensure that your vehicle runs properly.

PLEASE OBSERVE

WE STRONGLY RECOMMEND THAT YOU HAVE YOUR VEHICLE SERVICED BY YOUR AUTHORIZED MERCEDES-BENZ CENTER WHO IS FULLY EQUIPPED TO PROVIDE THIS SERVICE AND THAT GENUINE MERCEDES-BENZ PARTS BE USED.

THE USE OF DEFECTIVE OR NON-EQUIVALENT PARTS MAY RESULT IN YOUR EMISSION PERFORMANCE WARRANTY CLAIM BEING DENIED.

2135842005



2 Contents

Service information	3
Service information	3
Digital service report	4
Regular checks	4
Maintenance of the emissions control system	5
Description of the maintenance work on the emissions control system	7
<hr/>	
General notes	9
Service documents	9

Service information

⚠ WARNING Risk of accident due to malfunctions or system failures

If you do not have the prescribed service/maintenance work or any required repairs carried out, this could result in malfunctions or system failures.

▶ Always have the prescribed service/maintenance work as well any required repairs carried out at a qualified specialist workshop.

Always observe the service messages in the Instrument Display. Have the specified service carried out within the remaining time period or the remaining distance.

You can find more information on the ASSYST PLUS service interval display in the Operator's Manual.

The qualified specialist workshop carries out the service due at fixed intervals. These inspections take place either after a defined number of kilometers or after a certain period of time, depending on which threshold is reached first.

- The first Service A is due after 12 months at the latest. Service A is then due every 24 months at the latest.
- The first Service B is due after 24 months at the latest. Service B is then due every 24 months at the latest.

Additional maintenance work is taken into account depending on time and distance driven. Additional work includes maintenance work carried out due to technical requirements in cases of wear or work carried out on any optional equipment which might require service. This work is carried out and invoiced separately.

Depending on how the vehicle is used, the ASSYST PLUS service interval display may show the next service due date earlier than is indicated in this Maintenance Booklet.

ⓘ You can always obtain further information concerning the servicing of your vehicle from

a qualified specialist workshop, for example, a Mercedes-Benz Center. This could include, for example, an overview of service work or possible additional maintenance work.

We are continually working to improve and further develop our vehicles. Therefore, please appreciate that we must reserve the right to make modifications to the scope of service and maintenance work.

Mercedes-Benz Service

With us, your vehicle is in the best of hands. At our authorized Mercedes-Benz Centers, you will find the experience and expertise of over 100 years of vehicle construction.

ⓘ Please note any maintenance work not performed or not performed at the specified interval which results in the failure of the warranted component(s) or system(s) in question may not be covered by the Mercedes-Benz New Vehicle Limited Warranty.

We strongly recommend that you have maintenance work performed on your vehicle at your

Mercedes-Benz Dealer, since it will be fully equipped to perform service work.

Please note that engine maintenance must be performed in accordance with special instructions and using special measuring equipment in order to adhere to the applicable legal requirements for exhaust gas emissions. Modifications to, or manipulation of, the exhaust gas treatment system are not permitted.

Your Mercedes-Benz Dealer is familiar with the applicable regulations.

Special service requirements

- Special service requirements may be necessary, for example, for certain components after a breaking-in period.
 - Service and maintenance work will need to be performed more often or in addition if the vehicle is operated under arduous conditions or increased loads.
- i** You can obtain up-to-date information concerning the particular service requirements and service intervals of your vehicle at any time from a qualified specialist workshop. Mercedes-Benz recommends that you use an

authorized Mercedes-Benz Center for this purpose.

Digital service report

Digital Service Booklet (DSB)

Service and maintenance work that has been performed is confirmed in our central database. You receive a printout of the service report which you must keep until the next service. In addition to the current service report, your vehicle's complete service history can be viewed at any time.

Your vehicle's service data is thus thoroughly documented and can no longer be lost. Every authorized Service Partner can provide you with information on your vehicle's service data. This means that you can be assisted as quickly as possible, regardless of your location.

Regular checks

Check the following items regularly, e.g. weekly, when refueling or before long journeys.

- **Engine oil level:** further information on measuring the engine oil level can be found in the vehicle Operator's Manual.
- **Engine coolant level:** please refer to the Operator's Manual for the correct procedure for checking the engine coolant level.
- **Brake fluid level:** if brake fluid has to be added, see an authorized Mercedes-Benz Dealer to determine the cause, e.g. leaks or worn brake linings.
- **Windshield washer system:** add windshield washer fluid which has been mixed with Mercedes-Benz windshield washer solution/concentrate, check its function and that of the wiper blades.
- **Lighting system**
- **Condition of tires and tire pressure:** check this at least every two weeks. Refer to the "tires and rims" section in the Operator's Manual for guidelines and correct proce-

dures for checking the tire's condition and pressure.

Maintenance of the emissions control system

Gasoline engines

The U.S. Environmental Protection Agency and, in California, the Air Resources Board, have certified that your vehicle's emissions control systems fulfil the applicable emissions control standards. This vehicle also fulfills the emissions control standards for motor vehicles in Canada.

To ensure that the emissions control systems function as intended, regular maintenance is necessary for all vehicle components that influence the composition of exhaust gases and gas-like vehicle emissions.

The vehicle owner is responsible for the regular maintenance of the emissions control system, and for using unleaded premium grade fuel with an octane number of at least 91 (indicated on the filling pump) in all models with a gasoline engine, unless specified otherwise.

Consult the brochure with maintenance and warranty information and the Operator's Manual for more information.

If proper maintenance of the emissions control system is not carried out, this could result in the need for repairs that are not covered by the warranty for emissions control systems.

You can find explanations of the individual maintenance tasks at (→ page 7).

Precautions for emissions control systems – Gasoline engines

Your vehicle is equipped with a three-way catalytic converter and a regulating oxygen sensor, in order to fulfill the current emissions standards. Keep your vehicle in good condition in accordance with the maintenance recommendations.

The following instructions must be adhered to:

a) For all vehicle models with a gasoline engine, you may only use unleaded premium grade gasoline with an octane number of at least 91 (as specified on the filling pump), providing that there are no additional recom-

mendations. The use of gasoline that is not unleaded premium-grade may result in damage to the engine. Refer to the relevant precautions described in the Operator's Manual.

b) Leaded fuel must not be used under any circumstances. This would result in damage to the emissions control system.

c) In vehicles with a gasoline engine that is not designed for use with flex fuel, the proportion of ethanol must not exceed that of E10. The use of an incorrect fuel may lead to engine damage. Refer to the Operator's Manual for information on special precautions.

d) In some selected vehicle models, the use of ethanol (E85) is permitted. Vehicle models that can also be operated with E85 are labeled with a sticker on the fuel filler cap which reads: "Premium gasoline or E85 only!". Never use ethanol (E85) to operate your vehicle, unless the vehicle has been expressly designated as compatible with ethanol fuel (E85). The use of an incorrect fuel may lead to engine damage. Refer to the Operator's Manual for information on special precautions.

e) The specified engine maintenance work must be performed in its entirety and at the required intervals. The correct ignition setting and spark plugs which are in correct working order are important, for example, for the catalytic converters to achieve the maximum possible service life. If the specified maintenance work is not performed properly, this can have an adverse effect your vehicle's emissions control system and its operating life.

f) The operation of the emissions control system must not be modified under any circumstances. Modifications are legally prohibited. In addition, modifications could result in damage to catalytic converters, to higher fuel consumption and to a deterioration in the operating conditions of the engine.

g) Operational irregularities in the engine must be remedied immediately by a Mercedes-Benz Dealer. Irregular operating conditions may adversely affect the proper operation of the emissions control system.

If the engine diagnosis indicator lamp in the instrument cluster lights up while the engine is running, this is an indication of a potential mal-

function in the engine control system or emissions control system.

We recommend that you have the malfunction checked as soon as possible.

Precautions for emissions control systems – diesel engines

Your vehicle is equipped with emissions treatment equipment in order to fulfill the current emissions requirements for diesel engines that are applicable to the region in which the vehicle has been certified for sale. Keep your vehicle in good condition in accordance with the maintenance recommendations.

The following instructions must be adhered to:

a) Diesel engines require an ULTRA-LOW SULFUR DIESEL (ULSD) FUEL with a particularly low sulfur content (max. 15 ppm sulfur) that fulfills the ASTM D975 standard. If ULTRA-LOW SULFUR DIESEL (ULSD) FUEL is not used, this could cause severe damage to the vehicle's emissions treatment system.

b) Mercedes-Benz Canada Inc. approves the use of B5 biodiesel (standard ULSD with max. biodiesel content of 5%) in all BlueTEC diesel engines.

Diesel fuels containing a higher proportion of biodiesel, e.g. B20, as well as straight biodiesel may cause severe damage to your engine/fuel system and are not approved. Only used approved biodiesels. Biodiesel can be produced by the refining of a wide variety of raw materials, which can lead to large fluctuations in terms of characteristics. An approved biodiesel fulfills the specifications of the ASTM D6751 standard and has the required oxidation stability (at least 6 h, verified using the EN 14112 method), in order to prevent damage to the system caused by waste deposits and or corrosion. The use of non-approved biodiesel could damage the fuel system.

Please consult your local gas station for more information. If it is unclear from the information plate that provides details on the B5 biodiesel blend, whether the above-mentioned standards are fulfilled are not, you should not use this particular fuel. The limited Mercedes-Benz warranty

does not cover damage resulting from the use of fuels that do not fulfill the Mercedes-Benz standards for approved fuels.

c) The specified engine maintenance work must be performed in its entirety and at the required intervals.

d) The operation of the emissions control system must not be modified under any circumstances. Modifications are legally prohibited. In addition, modifications could result in damage to catalytic converters, to higher fuel consumption and to a deterioration in the operating conditions of the engine.

If the engine diagnosis indicator lamp in the instrument cluster lights up while the engine is running, this is an indication of a potential malfunction in the engine control system or emissions control system.

We recommend that you have the malfunction checked as soon as possible.

BlueTEC emissions treatment with DEF (Diesel Exhaust Fluid)

Diesel Exhaust Fluid (DEF): DEF

Refer to the Operator's Manual for additional information on DEF (Diesel Exhaust Fluid). You will find the information in the "Technical data" section.

The BlueTEC emissions treatment system requires a reducing agent (DEF) in order to operate properly. Ensuring the correct filling level and condition of the reducing agent is part of the regular vehicle maintenance work. Under normal driving conditions, a full tank of the reducing agent should last until the next time maintenance work is performed.

DEF is a non-flammable, non-poisonous, colorless, odorless and water-soluble liquid.

! **NOTE** Damage caused by diluting or mixing additives with DEF

Diluting or mixing additives with DEF can destroy the BlueTEC exhaust gas aftertreatment system.

- ▶ Only use DEF in accordance with ISO 22241.
- ▶ Do not use additives.
- ▶ Do not dilute DEF.

Description of the maintenance work on the emissions control system

The composition of the exhaust gases is not only influenced by the emissions treatment system, but also by the various engine components and their settings.

For this reason, maintenance of the emissions control system must also include maintenance of these engine components. In practice, some of this work only involves tests. Nevertheless, these tests are important because irregularities, which could at a later stage result in poorer emission values, can be detected as early as possible. It is generally more cost-effective to have such issues remedied immediately, rather than waiting until they result in a need for expensive repairs. The maintenance intervals have been specified such that the vehicle will, under

normal conditions, function properly between services (→ page 3).

Changing engine oil and replacing filters

Change engine oil and replace oil filters in accordance with the specified service intervals. If oil consumption increases, you must establish the reason for this and take the necessary measures to remedy the problem. Do not reset the ASSYST PLUS service interval display if you have refilled or changed oil outside the specified service intervals.

Replacing the engine air filter

Replace the engine air filter in accordance with the specified service intervals. In operating conditions where large dust levels are generated, the engine air filter must be replaced more regularly than is indicated by the ASSYST PLUS service interval display. Before removing it, clean the cover and the housing of the engine air filter.

Replacing the fuel filter

Replace the fuel filter in accordance with the specified service intervals.

Checking the condition of the poly-V-belt on the engine

The poly-V-belt is subject to wear and aging. Check for cracks and wear in accordance with the specified service intervals. If necessary, replace the poly-V-belt.

Replacing spark plugs

The spark plugs are subject to electrode erosion and must be replaced in accordance with the specified service intervals. If the vehicle is operated in difficult conditions, the spark plugs must be replaced more regularly.

Refilling DEF (Diesel Exhaust Fluid)

Diesel Exhaust Fluid (DEF): AdBlue®

Refill DEF in accordance with the specified service interval.

Refer to the Operator's Manual for more information, for example, for identifying your vehicle's filler neck for DEF.

Service documents

Service and maintenance work that has been performed is confirmed in the Digital Service Booklet (DSB) (→ page 4).

If repairs have been performed on your vehicle, these are not recorded or documented in the Maintenance Booklet. For this reason, keep these receipts safe, together with your vehicle documentation.

For information on the warranty, please consult the brochure containing maintenance and warranty information.

Your Mercedes-Benz Dealer will be happy to provide you with all necessary information on the maintenance of your vehicle.

Mercedes-Benz Canada Inc.

A Daimler company

